



FAST FACTS

FALL 2020

HEADCOUNT ENROLLMENT

1,546



59%
Female

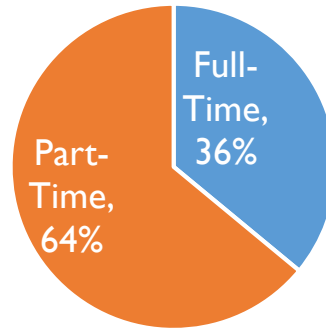


41%
Male

RACE OF STUDENTS

BLACK.....	15%
WHITE.....	74%
2 OR MORE RACES.....	3%
OTHER/UNKNOWN	8%

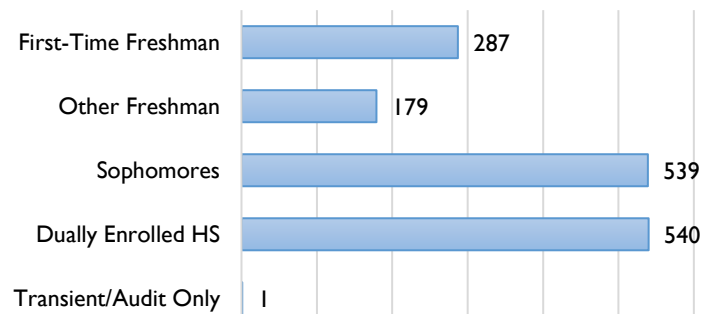
ENROLLMENT STATUS OF STUDENTS



Credit Hours Produced

Status	Headcount	Credit Hours
Full-time	549	7,734
Part-time	997	5,630
Totals	1,546	13,364

Classification of Students



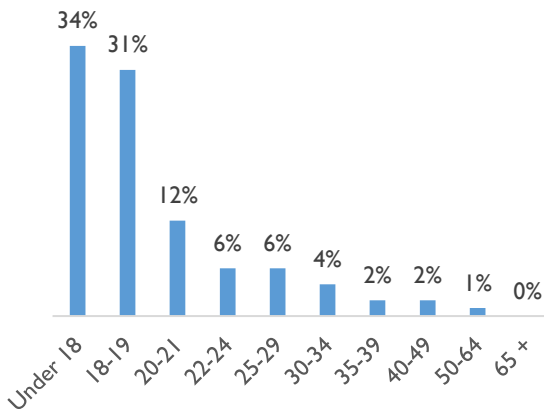
Residency Status of Students

**Out-of-State
Residency
(2%)**



**In-State
Residency
(98%)**

Age of Students



Average Age: 20.8 years



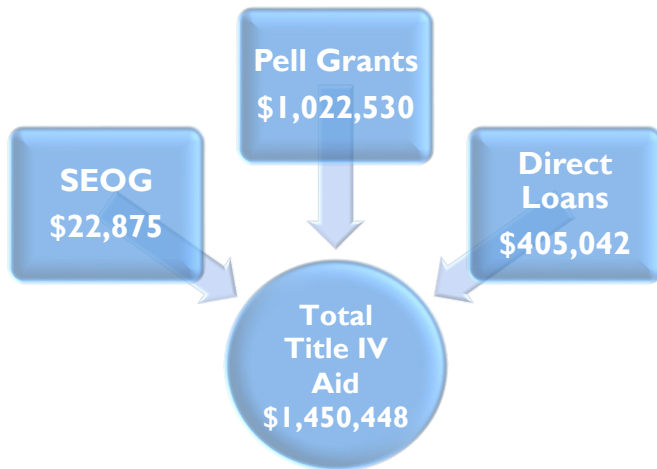
FAST FACTS

FALL 2020

Percentage of Students Receiving Financial Aid

50%

Title IV Financial Aid



Percentage of Students Receiving Title IV Aid

34%

Title IV Aid	# of Awards	Average Award
Pell Grant	444	\$ 2,303
Supplemental Educational Opportunity Grant (SEOG)	94	\$ 243
Direct Loans	211	\$ 1,920

Career-Tech Dual Enrollment Scholarships

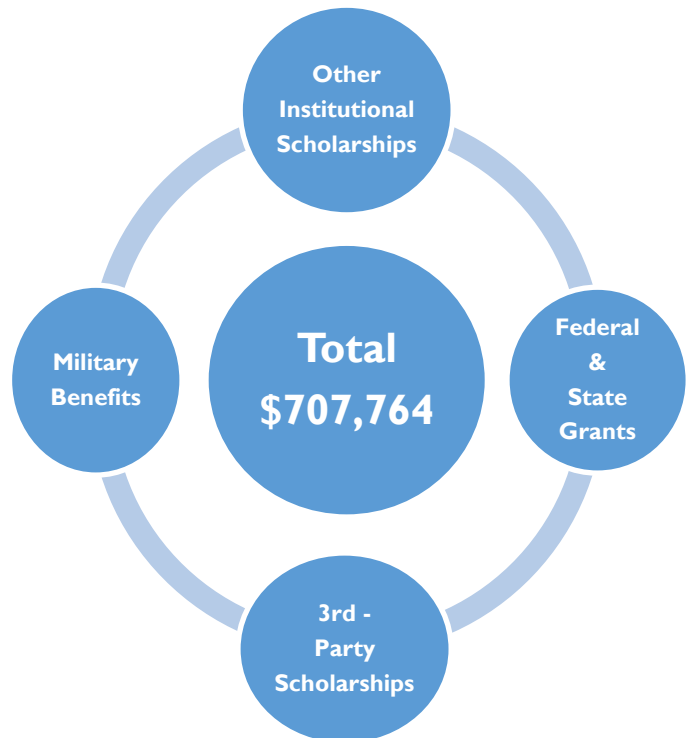
\$ 233,053

292 High School Students
Average Scholarship Award - \$798

Athletic Aid

Baseball	<ul style="list-style-type: none"> • 24 Scholarship Awards • Average Scholarship \$3,239 • Total Scholarship Awards - \$ 77,758
Golf	<ul style="list-style-type: none"> • 8 Scholarship Awards • Average Scholarship Award - \$3,731 • Total Scholarship Awards - \$29,852
Softball	<ul style="list-style-type: none"> • 18 Scholarship Awards • Average Scholarship Award - \$ 3,080 • Total Scholarship Awards - \$ 55,432
Womens Tennis	<ul style="list-style-type: none"> • 7 Scholarship Awards • Average Scholarship Award - \$3,136 • Total Scholarship Awards - \$ 21,949
Athletic Managers	<ul style="list-style-type: none"> • 1 Scholarship Awards • Average Scholarship Award - \$2,793 • Total Scholarship Awards - \$2,793

Other Sources of Aid





FAST FACTS

FALL 2020

DEGREES AND CERTIFICATES AWARDED

2019 – 2020 Academic Year



ASSOCIATE DEGREES
(AS, AAS, AOT)
206

CERTIFICATES
48

SHORT-TERM CERTIFICATES
173

College Mission

Central Alabama Community College promotes student success in comprehensive and diverse academic and career learning environments to advance quality of life through economic, community, and workforce development.

Locations

